

Using XRD in the hunt for cost and CO₂ reduction in the metal and mining industry

The 16th Norwegian Xray Conference
13 – 15 September 2010
Kristiansand

Jakob Noreland

Agenda

- Examples of how modern XRD analysis can provide crucial information in the fight against global warming
 - Iron ore mining and processing
 - Ferrochrome and stainless steel manufacturing and processing

Driving force

Global warming has forced the world to look for solutions to reduce CO₂ emissions:

- New governmental regulations
 - Extra costs and penalties for every unit of CO₂ released into the atmosphere
- New consumer behaviour
 - Important for producers to be at the forefront

Role of XRD

- Efficient tool for identifying the means to reduce CO₂ emissions through knowledge of phase composition of starter materials
- Helps in selection of materials that process more efficiently into finished products

Examples from industry

- Iron ore mining
 - Distinguishing between hematite and magnetite is essential for refining the ore and amount of coke needed in the blast furnace
- Production control of ferrochrome and stainless steel
 - Phase analysis of slag is used to optimize conditions and energy consumption during the smelting process

Iron ore

- 650 million tonnes of CO₂ per year is emitted from the iron and steelmaking industry
- The reduction step in the blast furnace is the most energy-intensive. Careful control of the phases in the blast furnace is necessary to minimize energy consumption

XRD in the steel industry

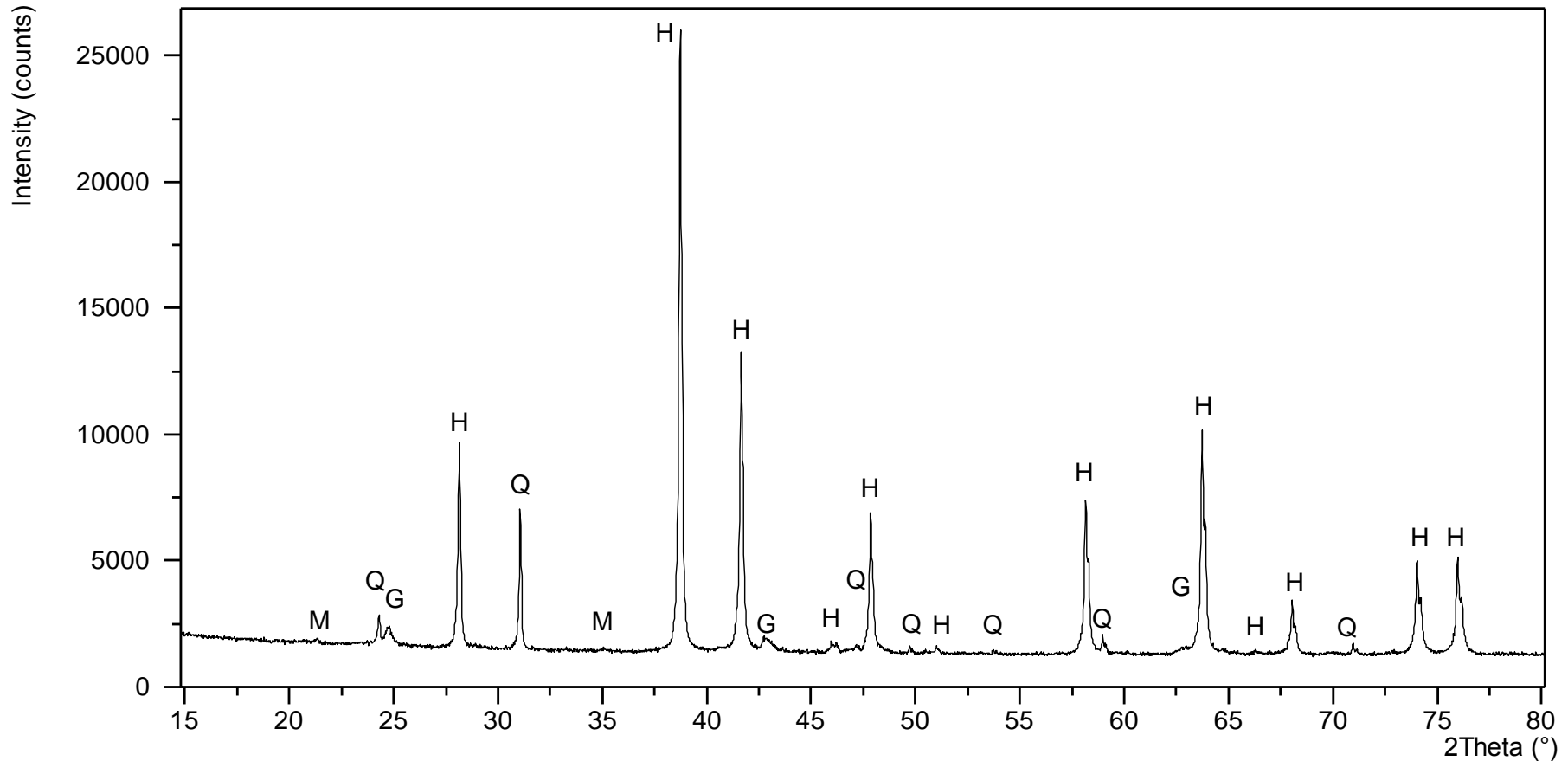
- Many applications:
 - Blending of iron ores
 - Control of the sintering behaviour
 - Quality control of directly reduced iron
 - Analysis of converter slag

XRD methods

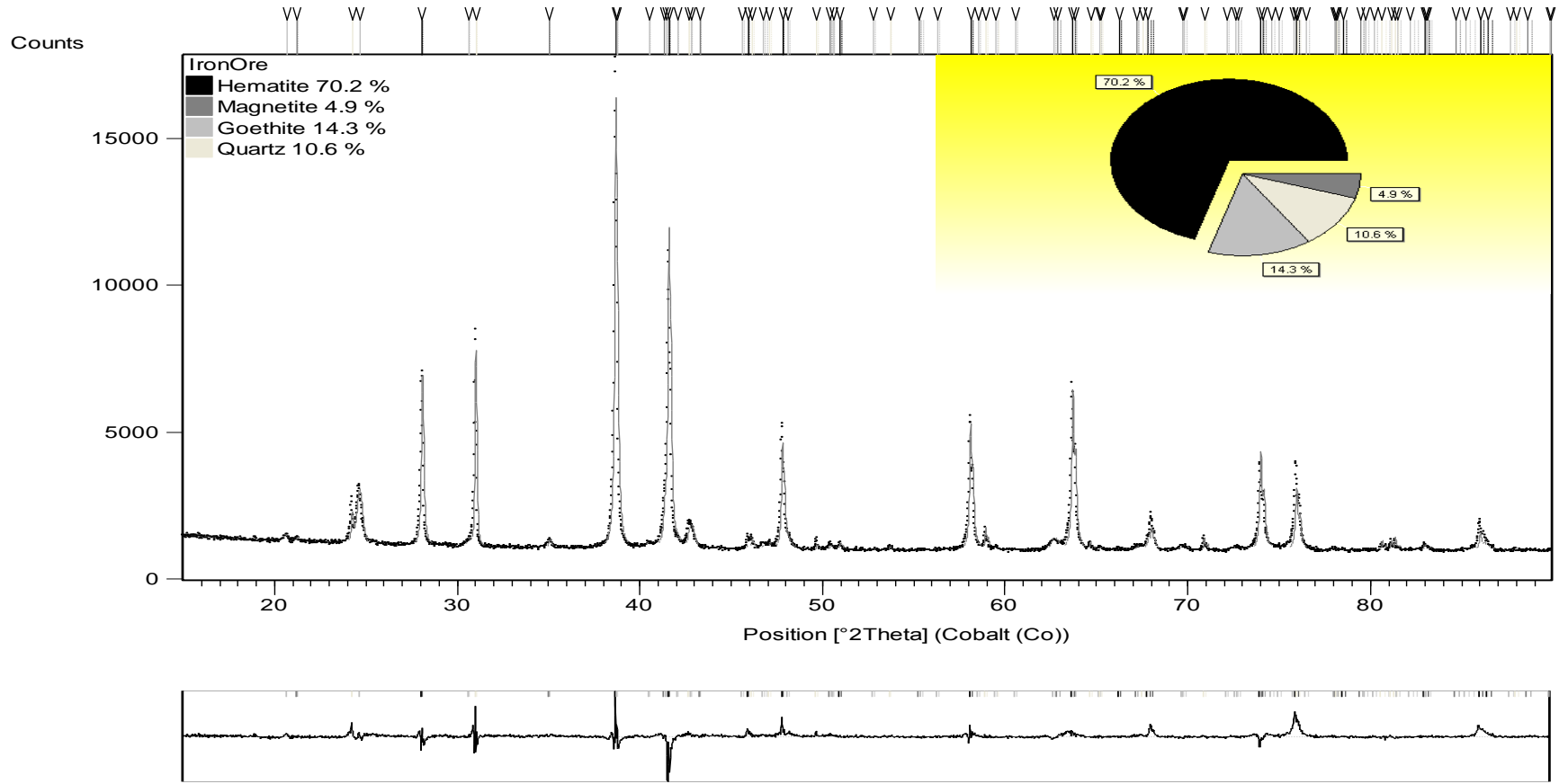
- Traditionally mostly qualitative methods were used
- Faster detectors and the Rietveld method make quantitative analysis possible in less than ten minutes

Measurement and phase identification (iron ore from Brazil)

H=Hematite(Fe_2O_3) M=Magnetite(Fe_3O_4) G=Goethite(FeOOH) Q=Quartz(SiO_2)



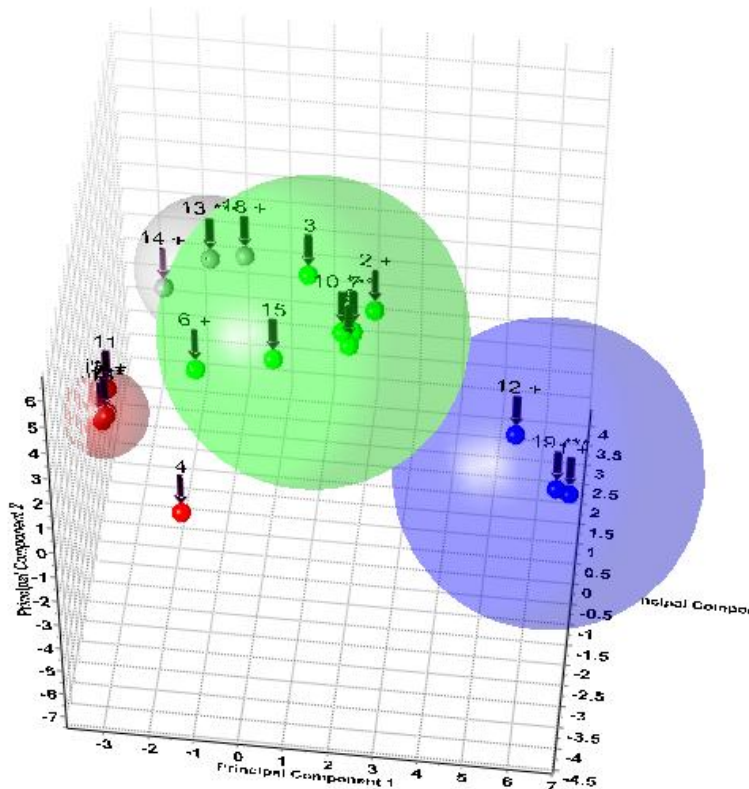
Rietveld refinement results (70% H, 15% G, 5% M, 10% Q)



Cluster analysis – a useful tool

- Statistical method simplifies analysis by
 - Automatically sorting scans into classes of closely related scans
 - Identifying the most representative scan of each class
 - Identifying the two scans of each class that differs the most
 - Identifying outliers not fitting into any class

Cluster analysis: PCA score plot (20 samples)



Green cluster: high M,
medium H, high G, low Q

Red cluster: low M, high H,
low G, low Q

Blue cluster: high M, low H,
high G, high Q

Grey cluster: low M, high H,
low G, high Q

Larger sphere = more
variation within the group

Ferrochrome and stainless steel

- 90% of mined chromite is converted into different grades of ferrochrome
- 80% of ferrochrome is used in stainless steel
- This example comes from Outokumpu where recycled steel is used as raw material
- Reduces CO₂ emissions drastically but makes control of raw material even more important

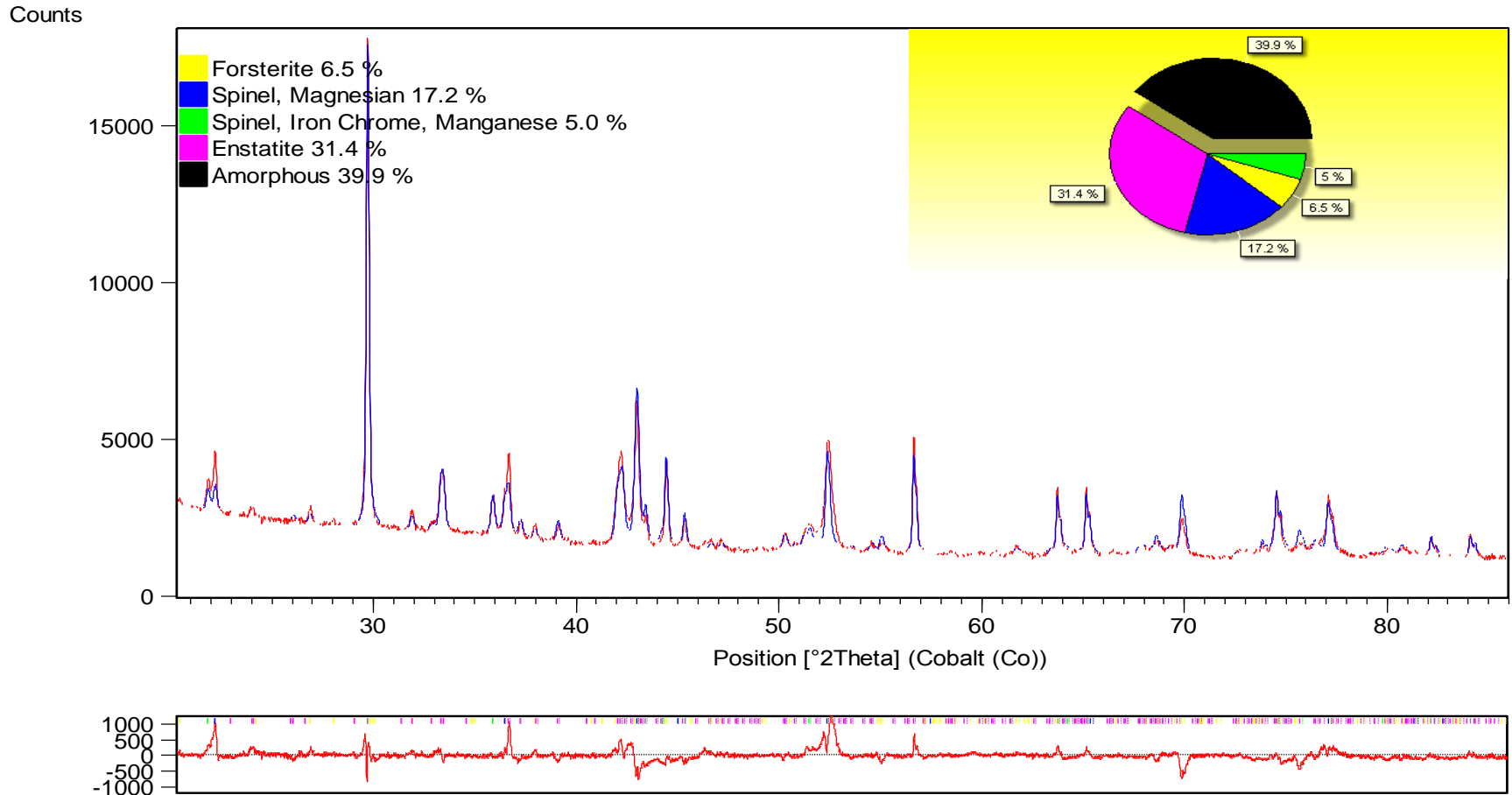
Use of XRD

- Monitor the composition of different slag materials to control steel making process
- Phase composition of slag reflects
 - Material and energy efficiency of the furnace
 - Presence of impurities
 - Lifetime of refractories
- Slag can be used as road fill, in building materials, ballast, ...

Slag types identified

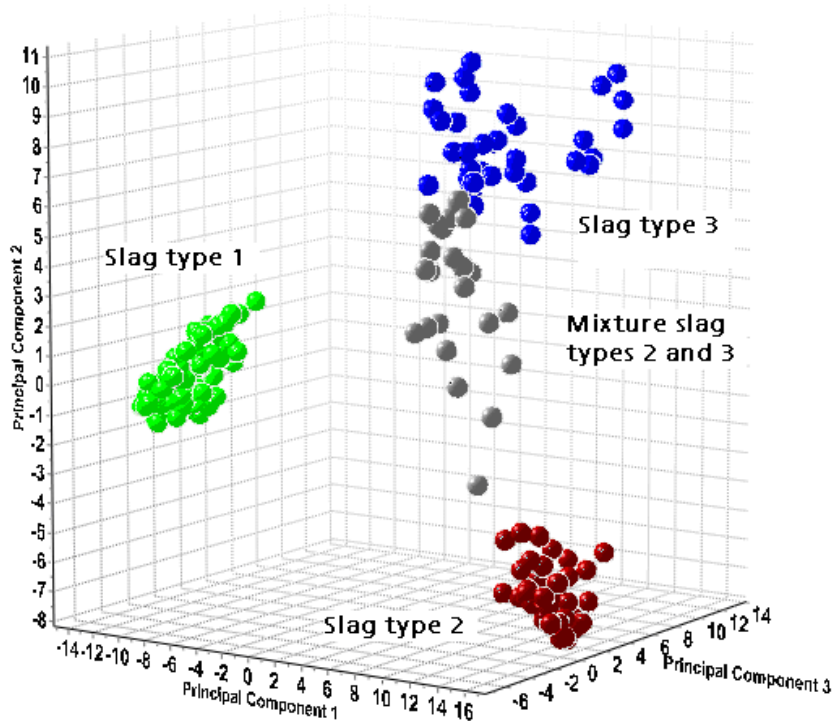
Slag Type 1	Slag Type 2	Slag Type 3
Forsterite Mg_2SiO_4	Merwinite $Ca_3Mg(SiO_4)_2$	Bredigite $Ca_7Mg(SiO_4)_4$
Spinel $MgAl_2O_4$	Melilite $(Ca,Na)_2(Al,Mg,Fe)(Si,Al)_2O_7$	Fluorite CaF_2
Spinel $(Mg,Fe)(Al,Cr,Fe)_2O_4$	Periclase MgO	Larnite Ca_2SiO_4
Enstatite $MgSiO_3$	Calcite $CaCO_3$	Periclase MgO
amorphous part	Monticellite $CaMgSiO_4$ + amorphous part	amorphous part

Rietveld refinement for a slag type 1



Cluster analysis: PCA score plot 220 slag samples

- 4 different clusters of scans have been identified



Information from phase analysis

- Different phases found are used as monitors for certain steps in the process
 - Fe-Cr-spinel: temperature and energy consumption
 - Crystalline/amorphous ratio: cooling conditions

Conclusions

- XRD provides valuable information for mining and process control in the mining industry through standardless quantification and fast, statistical evaluation of large sets of data through cluster analysis
- Modern optics, detectors and software provide accurate analyses within minutes